Luftbehandlungsgeräte
Wand- und Deckengeräte Artikelgruppe 1.52, 1.53
Geräte und Anbauteile in der Seitenansicht
Baugröße 36
Stand: 11/2004
Maßstab 1:1
CAD-Nr. 218347

Luftverteiler
Typ 36004

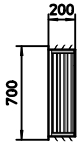

Filterkasten
Typ 36010

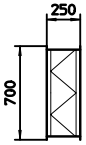

Mischluftkasten
Typ 36012

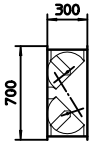

Segeltuchstutzen
Typ 36013

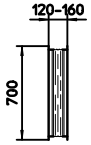

Luftkanal
Typ 36015

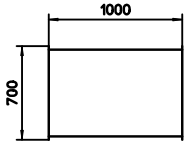

Wetterschutzgitter
Typ 36016
mit Einbaurahmen
Typ 36017

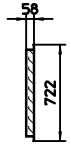

Luftkanal 90°
Typ 36021

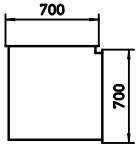

T-Stück
Typ 36022

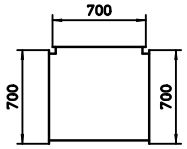

Sperrjalousie
Typ 36023

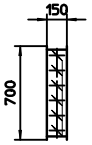

KaMAX
Typ 36111

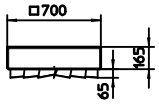

Verteilerschirm
Typ 36005

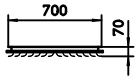

Mischluftkasten 90°
Typ 36024

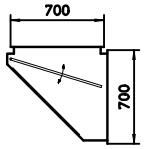

Luftkanalendstück
ohne Regelung
Typ 36025

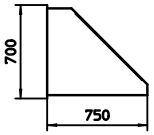

Wanddurchführung
Typ 36026

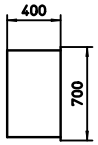

Kanalreduzierung von □ auf ▭
Typ 36027

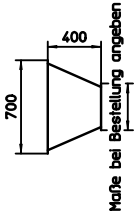

Kanalreduzierung von □ auf □
Typ 36028

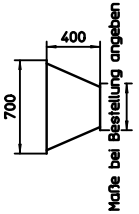

Tropfenabscheider
Typ 36060

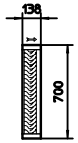

Wandkonsole
Typ 36044

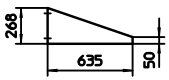

2-Punkt-Konsole
Typ 30041

4-Punkt-Konsole
Typ 30042

Wand-Binderkonsole
Typ 36048

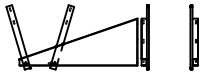

Schalldämpfer
Typ 36223

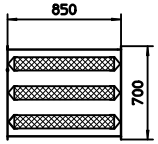

Luftkanal mit Schalldämpfer
Typ 36123

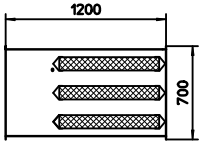

Regenhaube Typ 36114

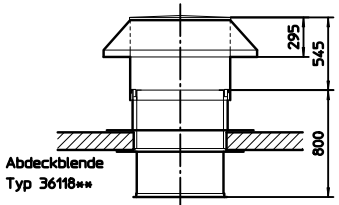

Dachsockel für Flachdach 0-4°
Typ 36119

Regenhaube Typ 36114

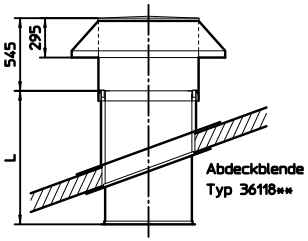

Dachsockel für Schrägdach
Typ 36120**

Ausblasdüse
Typ 36006

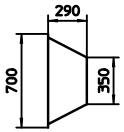

Breitstrahldüse
Typ 36007

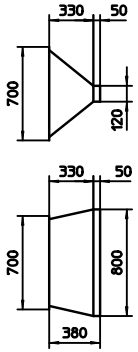

Trapezblech-Deckenkonsole
Typ 36046

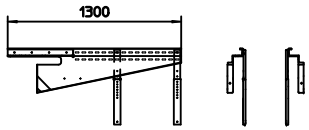

Rahmenanschlussbild BG 36

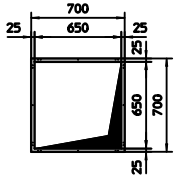

Anzahl							
	Stammteil-Nr.	KÄMPFMann	Index	Änderung		Name	Datum
Stamm-Nr.	Folge-Nr.	49794 Lingen Tel. 0591-7108-0	4	Ansichten geändert		dw	21.09.09
			3	Konsole		dw	21.09.09
Projekt-Nr.		Erst. 21.09.09 dw	Format 1	Art-Gr. 152	SAP-Nr.	CAD-Nr. 218347	Vers. 4
Auftr-Nr.		Änder.					
STL-Nr.		Gepr.	Werkstoff			Nr.	
		Freig.	M 1:20	Abm.		Zul.Abw. ISO 2768-m	
			Lufterhitzer Anbauteile BG 36				Revision Dokumentation BL

COPYRIGHT RESERVED: Die Zeichnung enthält von uns entwickeltes, geschütztes Know-How, das nicht ohne unsere schriftliche Zustimmung Dritten, insbesondere Mitbewerbern, zugänglich gemacht werden darf. Zuwiderhandlungen verpflichten zu Schadenersatz.